

SECTION

**II**

**07**

**Infrastructure Messages**

**ALOCAT**

**Allocation Message**

*Version 4.0*



***EASEE-gas/Edig@s Workgroup***

***Document version: 4***

---

## **COPYRIGHT & LIABILITY**

The Edig@s Workgroup disclaims and excludes, and any user of the Edig@s Workgroup Implementation Guidelines acknowledges and agrees to the Edig@s Workgroup disclaimer of, any and all warranties, conditions or representations, express or implied, oral or written, with respect to the guidelines or any part thereof, including any and all implied warranties or conditions of title, non-infringement, merchantability, or fitness or suitability for any particular purpose (whether or not the Edig@s Workgroup knows, has reason to know, has been advised, or is otherwise in fact aware of any such purpose), whether alleged to arise by law, by reason of custom or usage in the trade, or by course of dealing. Each user of the guidelines also agrees that under no circumstances will the Edig@s Workgroup be liable for any special, incidental, exemplary, punitive or consequential damages arising out of any use of, or errors or omissions in, the guidelines.

## TABLE OF CONTENTS

<b>1</b>	<b>INTRODUCTION.....</b>	<b>4</b>
1.1	Functional definition .....	4
1.2	Principles.....	4
1.3	Field of application .....	4
1.4	References .....	4
<b>2</b>	<b>INFORMATION MODEL FOR ALOCAT.....</b>	<b>5</b>
2.1	Information Model Structure .....	5
2.2	Information model description .....	6
2.2.1	<i>Rules governing the Allocation Document Class .....</i>	<i>6</i>
2.2.2	<i>Rules governing the Connection Point Information Class .....</i>	<i>11</i>
2.2.3	<i>Rules governing the Period Class .....</i>	<i>14</i>
2.2.4	<i>Rules governing the GCV Estimated Information Class .....</i>	<i>17</i>
<b>3</b>	<b>EDIFACT IMPLEMENTATION OF ALOCAT .....</b>	<b>19</b>
3.1	Edig@s subset of the UN/EDIFACT ORDRSP Branching Diagram.....	19
3.2	EDIFACT Template Description .....	20
<b>4</b>	<b>XML IMPLEMENTATION OF ALOCAT.....</b>	<b>34</b>
4.1	XML Structure .....	34
4.2	XML Schema .....	35
<b>5</b>	<b>DOCUMENT CHANGE LOG.....</b>	<b>38</b>

Please note that as of version 5 of the Edig@s message set;  
only the XML syntax shall be supported  
This is in compliance with the EASEE-gas CBP 2007-005/01

---

## 1 INTRODUCTION

This document provides the definition of the Edig@s Allocation - ALOCAT - message to be used in Electronic Data Interchange (EDI) between Gas Companies.

**It is strongly recommended to read the Introduction to the Edig@s MIG before implementing a template since it contains a number of general rules that are applicable for all the Edig@s messages.**

### 1.1 FUNCTIONAL DEFINITION

Different parties are involved with the movement of gas across a particular connection point. The determination of the quantity, for each particular party, of the actual gas moving through a connection point is done by allocating the actual flow among the parties. The operator of the connection point, using a methodology agreed to by the parties involved, performs this allocation. The ALOCAT message is used to inform the parties involved.

The ALOCAT message will communicate the result of the allocation process at a connection point. The allocation process takes into account the actual measured quantities, the scheduled quantities and the agreed allocation method in effect for the allocation period.

The information can also be used by the Shippers to manage their transactions and determine if the actual or estimated gas flows are in balance.

**The current definition of the message, as described in this guideline reflects its use in the current Gas Industry procedure. It does not however preclude the use of this message between other parties than those indicated in this description. The criteria for the use of the message should be its functionality rather than the parties involved.**

### 1.2 PRINCIPLES

The ALOCAT message is exchanged: to inform the different parties involved about the quantity they really received based on the total quantity of gas.

### 1.3 FIELD OF APPLICATION

The ALOCAT message is used:

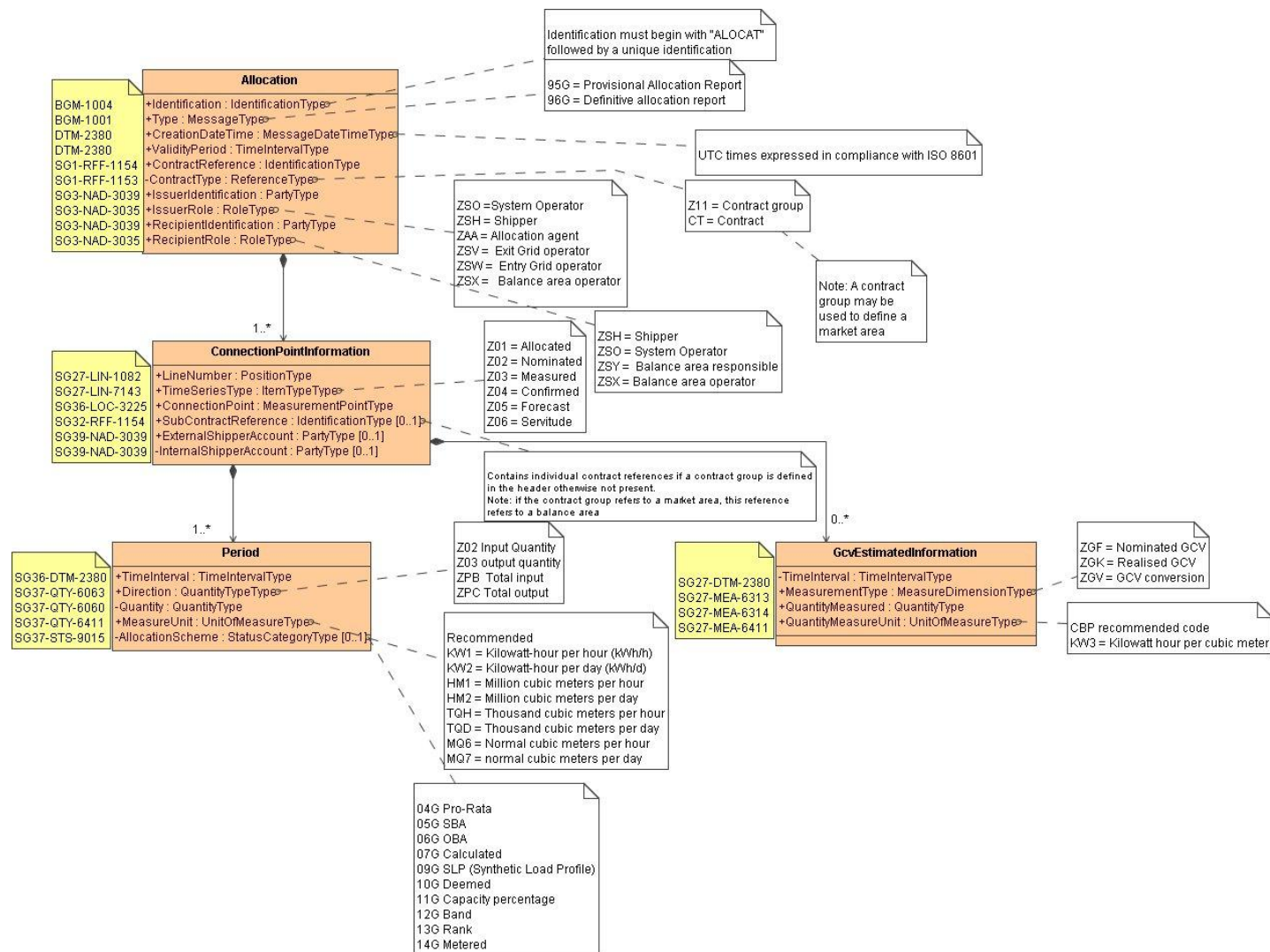
- by the System Operator to advise the Shipper(s) about the allocated quantity at a connection point. He will allocate the total quantity of gas received to all Shippers involved.
- by the System Operator to advise an adjacent System Operator about the allocated quantity at a connection point.

### 1.4 REFERENCES

The content of the ALOCAT message is based on the definition of terms and codes as agreed by the Edig@s Workgroup.

## 2 INFORMATION MODEL FOR ALOCAT

### 2.1 Information Model Structure



## 2.2 INFORMATION MODEL DESCRIPTION

A Allocation document is used during the allocation process. It is used during this phase by a System Operator to inform a Shipper or a Counter System Operator of the amount of gas that has been assigned for a given connection point.

### 2.2.1 Rules governing the Allocation Document Class

#### 2.2.1.1 IDENTIFICATION

ACTION	DESCRIPTION
<b>Definition of element</b>	Unique identification of the document describing the Allocation Document.
<b>Description</b>	An Allocation Document must have a unique identification assigned by the initiator of the document to be sent to a recipient. The identification must take the following form: ALOCAT followed by the date in the form YYYYMMDD followed by the letter "A" followed by a 5 character sequential number (e.g. 00001) providing the unique identification of the document. Example "ALOCAT20090101A00001". The sender must guarantee that this identification is unique over time
<b>Size</b>	The identification of an Allocation Document may not exceed 35 alphanumeric characters.
<b>Applicability</b>	This information is mandatory.
<b>Dependence requirements</b>	None

#### 2.2.1.2 TYPE

ACTION	DESCRIPTION
<b>Definition of element</b>	The type of the document being sent.
<b>Description</b>	This identifies the type of Allocation Document that is being sent. The following types of Allocation Document are currently permitted: <ul style="list-style-type: none"> <li>95G = Provisional allocation report: Message from a System Operator to report the allocation non validated and sent before the start of the second period after the period in question.</li> <li>96G = Definitive allocation report: Message from a System Operator to report the allocation validated and sent not later than ten working days after the delivery month in question.</li> </ul>

<b>Size</b>	A type may not exceed 3 alphanumeric characters.
<b>Applicability</b>	This information is mandatory.
<b>Dependence requirements</b>	None.

### 2.2.1.3 CREATION DATE TIME

ACTION	DESCRIPTION
<b>Definition of element</b>	Date and time of the creation of the Document.
<b>Description</b>	The date and time that the document was prepared for transmission by the application of the initiator.
<b>Size</b>	Refer to section 1.20 of the Edig@s General Guidelines for information on the attribute structure.
<b>Applicability</b>	This information is mandatory.
<b>Dependence requirements</b>	None.

### 2.2.1.4 VALIDITY PERIOD

ACTION	DESCRIPTION
<b>Definition of element</b>	The start and end date and time of the period of validity covered in the document.
<b>Description</b>	This information provides the start and end date and time of the period of validity of the document.
<b>Size</b>	Refer to section 1.20 of the Edig@s General Guidelines for information on the attribute structure.
<b>Applicability</b>	This information is mandatory.
<b>Dependence requirements</b>	None.

### 2.2.1.5 CONTRACT REFERENCE

ACTION	DESCRIPTION
<b>Definition of element</b>	Reference to a contract covering the Allocation document.
<b>Description</b>	The contract reference may be of two types which is identified by the Contract Type: <ul style="list-style-type: none"> <li>➤ A contract group identification when the document relates to different contracts that belong to the same contract group. This contract group must be identified here while the different contracts must be identified Connection Point level.</li> <li>➤ A contract identification when only one contract is relevant for the whole document.</li> </ul>
<b>Size</b>	The contract reference may not exceed 35 alphanumeric characters.
<b>Applicability</b>	This information is mandatory.
<b>Dependence requirements</b>	None

## 2.2.1.6 CONTRACT TYPE

ACTION	DESCRIPTION
<b>Definition of element</b>	The type of the contract identified in the Contract Reference.
<b>Description</b>	This identifies the type of the contract reference identified in the Contract Reference attribute. The following types of Contract Type are currently permitted: CT =Contract number. Z11 = Contract group reference number. (note: A contract group may be used to define a market area).
<b>Size</b>	A type may not exceed 3 alphanumeric characters.
<b>Applicability</b>	This information is mandatory.
<b>Dependence requirements</b>	None.

## 2.2.1.7 ISSUER IDENTIFICATION – CODING SCHEME

ACTION	DESCRIPTION
<b>Definition of element</b>	Identification of the party who has initiated the document.
<b>Description</b>	The initiator of the document is identified by a unique coded identification. This code identifies the party that is the “owner” of the information being transmitted in the document. The codification scheme used for the coded identification is indicated by the coding scheme attribute and should indicate either the code “321” if it is an Edig@s code or the code “305” if it is an EIC code.
<b>Size</b>	The maximum length of an initiator’s identification is 16 alphanumeric characters. The maximum length of the coding scheme code is 3 alphanumeric characters.
<b>Applicability</b>	Both the identification and the coding scheme are mandatory.
<b>Dependence requirements</b>	None.

## 2.2.1.8 ISSUER ROLE

ACTION	DESCRIPTION
<b>Definition of element</b>	Identification of the role that the party who has initiated the document is playing.
<b>Description</b>	The role being played by the initiator of the document for this transmission. The following roles are permitted for this document: ZSO = System Operator ZSH = Shipper ZAA = Allocation agent ZSX = Balance Area Operator ZSV = Exit Grid Operator ZSW = Entry Grid Operator.
<b>Size</b>	The maximum length of this information is 3 alphanumeric characters.
<b>Applicability</b>	This information is mandatory.
<b>Dependence requirements</b>	None.

## 2.2.1.9 RECIPIENT IDENTIFICATION – CODING SCHEME

ACTION	DESCRIPTION
<b>Definition of element</b>	Identification of the party who is receiving the document.
<b>Description</b>	The recipient of the document is identified by a unique coded identification. The codification scheme used for the coded identification is indicated by the coding scheme attribute and should indicate either the code "321" if it is an Edig@s code or the code "305" if it is an EIC code.
<b>Size</b>	The maximum length of a recipient's identification is 16 alphanumeric characters. The maximum length of the coding scheme code is 3 alphanumeric characters.
<b>Applicability</b>	Both the identification and the coding scheme are mandatory.
<b>Dependence requirements</b>	None.

**2.2.1.10 RECIPIENT ROLE**

<b>ACTION</b>	<b>DESCRIPTION</b>
<b>Definition of element</b>	Identification of the role that the party who receives the document is playing.
<b>Description</b>	The role being played by the recipient of the document for this transmission. The following roles are permitted for this document: ZSO = System Operator ZSH = Shipper ZSY = Balance area responsible (e.g. handles shippers with no formal contract). ZSX = Balance Area Operator
<b>Size</b>	The maximum length of this information is 3 alphanumeric characters.
<b>Applicability</b>	This information is mandatory.
<b>Dependence requirements</b>	None.

## 2.2.2 Rules governing the Connection Point Information Class

There may one to many Connection Points in an Allocation Document.

### 2.2.2.1 LINE NUMBER

ACTION	DESCRIPTION
<b>Definition of element</b>	A sequential number of the Connection Point set.
<b>Description</b>	Each Connection Point is assigned a sequential number to identify it within the set being provided in the document.
<b>Size</b>	The maximum length of this information is 6 numeric characters.
<b>Applicability</b>	This information is mandatory.
<b>Dependence requirements</b>	None.

### 2.2.2.2 TIME SERIES TYPE

ACTION	DESCRIPTION
<b>Definition of element</b>	The type of time series that is being used to describe the Connection Point information..
<b>Description</b>	<p>This information provides the type of time series used to describe the Connection Point information that is being provided.</p> <p>Currently only one of the following types are permitted:</p> <ul style="list-style-type: none"> <li>Z01 = Allocated. Amount of energy attributed by a System Operator or by an Allocation Agent to its shippers at a connection point</li> <li>Z02 = Nominated. Value given by a Shipper/Trader indicating the estimation of gas that should be transported or stored</li> <li>Z03 = Measured. Value measured with a metering equipment</li> <li>Z04 = Confirmed. Value agreed by a System Operator that should be transported/stored</li> <li>Z05 = Forecast. Estimated value of gas</li> <li>Z06 = Servitude gas. Gas used for servitude purposes (technological)</li> </ul>
<b>Size</b>	The maximum length of this information is 3 alphanumeric characters.
<b>Applicability</b>	This information is mandatory.
<b>Dependence requirements</b>	None

**2.2.2.3 CONNECTION POINT – CODING SCHEME**

<b>ACTION</b>	<b>DESCRIPTION</b>
<b>Definition of element</b>	The identification of a Connection Point.
<b>Description</b>	The identification of a connection point within a System Operator's system. The codification scheme used for the coded identification is indicated by the coding scheme attribute and should indicate either the code "321" if it is an Edig@s code, the code "305" if it is an EIC code, the code "9" if it is a GS1 code or the code "ZSO" if it is a System Operator code.
<b>Size</b>	The maximum length of the connection point identification is 16 alphanumeric characters. The maximum length of the coding scheme is 3 alphanumeric characters
<b>Applicability</b>	Both the connection point identification and the coding scheme are mandatory
<b>Dependence requirements</b>	None.

**2.2.2.4 SUBCONTRACT REFERENCE**

<b>ACTION</b>	<b>DESCRIPTION</b>
<b>Definition of element</b>	Reference to an individual contract covering the connection point.
<b>Description</b>	The subcontract reference identifies the contract identification that is relevant for the connection point.
<b>Size</b>	The subcontract reference may not exceed 35 alphanumeric characters. Note: If the contract group refers to a market area, the subcontract reference refers to a balance area.
<b>Applicability</b>	This information is dependent.

**2.2.2.5 EXTERNAL SHIPPER ACCOUNT – CODING SCHEME**

ACTION	DESCRIPTION
<b>Definition of element</b>	The identification of the shipper account that is known to the all System Operators.
<b>Description</b>	The identification of the external shipper account that is known to all System Operators. The codification scheme used for the coded identification is indicated by the coding scheme attribute and should indicate either the code "321" if it is an Edig@s code, the code "305" if it is an EIC code, the code "9" if it is a GS1 code or the code "ZSO" if it is a System Operator code.
<b>Size</b>	The maximum length of the External Shipper Account is 35 alphanumeric characters. The maximum length of the coding scheme is 3 alphanumeric characters
<b>Applicability</b>	Both the External shipper Account and the coding scheme are Dependent.
<b>Dependence requirements</b>	This is only used when an External shipper account is identified

**2.2.2.6 INTERNAL SHIPPER ACCOUNT – CODING SCHEME**

ACTION	DESCRIPTION
<b>Definition of element</b>	The identification of the shipper account that is known to the responding Operator.
<b>Description</b>	The identification of the internal shipper account within a System Operator's system for which the document is referencing. The codification scheme used for the coded identification is indicated by the coding scheme attribute and should indicate either the code "321" if it is an Edig@s code, the code "305" if it is an EIC code, the code "9" if it is a GS1 code or the code "ZSO" if it is a System Operator code.
<b>Size</b>	The maximum length of the Internal Shipper Account is 35 alphanumeric characters. The maximum length of the coding scheme is 3 alphanumeric characters
<b>Applicability</b>	Both the Internal shipper Account and the coding scheme are Dependent.
<b>Dependence requirements</b>	This is only used when an internal shipper account is identified

### 2.2.3 Rules governing the Period Class

There must always be a Period class.

#### 2.2.3.1 TIME INTERVAL

ACTION	DESCRIPTION
<b>Definition of element</b>	The start and end date and time of the time interval of the period in question.
<b>Description</b>	This information provides the start and end date and time of the period being reported. The Time Interval shall cover a whole gas day of 24 hours.
<b>Size</b>	Refer to section 1.20 of the Edig@s General Guidelines for information on the attribute structure.
<b>Applicability</b>	This information is mandatory.
<b>Dependence requirements</b>	None.

#### 2.2.3.2 DIRECTION

ACTION	DESCRIPTION
<b>Definition of element</b>	Identifies how the energy flow is to be seen from the perspective of the System Operator's area.
<b>Description</b>	This identifies the direction of the energy flow. Intended codes are: Z02 = Input quantity Z03 = Output quantity ZPB = Total input quantity ZPC = Total output quantity
<b>Size</b>	The maximum length of this information is 3 alphanumeric characters.
<b>Applicability</b>	This information is mandatory.
<b>Dependence requirements</b>	None.

## 2.2.3.3 QUANTITY

ACTION	DESCRIPTION
<b>Definition of element</b>	The quantity for the connection point within the time interval in question.
<b>Description</b>	This information defines the quantity for the connection point within the time interval period. A decimal point value may be used to express values that are inferior to the defined unit of measurement. The decimal mark that separates the digits forming the integral part of a number from those forming the fractional part. (ISO 6093) shall always be a period ("."). All quantities are non-signed values.
<b>Size</b>	The maximum length of this information is 17 numeric characters (decimal mark and sign, if used, included). All leading zeros are to be suppressed. The number of decimal places identifying the fractional part of the quantity depends on local market rules.
<b>Applicability</b>	This information is mandatory.
<b>Dependence requirements</b>	None.

## 2.2.3.4 MEASURE UNIT

ACTION	DESCRIPTION
<b>Definition of element</b>	The unit of measure which is applied to all the quantities in the time series of the document.
<b>Description</b>	The unit of measurement used for all the quantities expressed within a time series. The following are the codes recommended for use: KW1 Kilowatt-hour per hour (kWh/h) KW2 Kilowatt-hour per day (kWh/d) HM1 Million cubic meters per hour HM2 Million cubic meters per day TQH Thousand cubic meters per hour TQD Thousand cubic meters per day MQ6 Normal cubic meters per hour MQ7 Normal cubic meters per day
<b>Size</b>	The maximum length of this information is 3 alphanumeric characters.
<b>Applicability</b>	This information is mandatory.
<b>Dependence requirements</b>	None.

## 2.2.3.5 ALLOCATION SCHEME

ACTION	DESCRIPTION
<b>Definition of element</b>	The identification of the allocation schema that has been used in the distribution of the quantity.
<b>Description</b>	<p>This information provides allocation schem used to determine the quantity for the being reported.</p> <p>Currently only one of the following allocation scheme values are permitted:</p> <ul style="list-style-type: none"> <li>04G = Pro rata. In proportion, proportionally with respect to a value</li> <li>05G = SBA (Shipper balancing agreement). An agreement that ensures that the Quantities of Gas actually delivered and received each Gas Day at the Interconnection Point will equal the confirmed nominations</li> <li>06G = OBA (Operational balancing agreement). An agreement that ensures that the volume of gas actually delivered and received each day at each Interconnect Point will equal the Scheduled Quantities for that point</li> <li>07G = Calculated. Allocation. An allocation based on the application of an agreed formula.</li> <li>09G = SLP (Synthetic load profile). The load profile of a consumer which is determined by the means of the application of a formula as opposed to a measurement.</li> <li>10G = Deemed. The allocation of a shipper is equal to the nomination of a shipper</li> <li>11G = Capacity percentage. The value has been allocated in relation to the percentage of capacity</li> <li>12G = Band. The allocated values are limited to a predefined range</li> <li>13G = Rank. The allocated values are limited by a priority order defined by local market rules.</li> <li>14G = metered. The value has been allocated in compliance with the metered values</li> </ul>
<b>Size</b>	The maximum length of this information is 3 alphanumeric characters.
<b>Applicability</b>	This information is Dependent.
<b>Dependence requirements</b>	The use or not is defined within the System Operator agreement

## 2.2.4 Rules governing the GCV Estimated Information Class

There may zero to may GCV estimated information in an Allocation document.

### 2.2.4.1 TIME INTERVAL

ACTION	DESCRIPTION
<b>Definition of element</b>	The start and end date and time of the time interval of the period in question.
<b>Description</b>	This information provides the start and end date and time of the period being reported. The Time Interval shall cover a whole gas day of 24 hours.
<b>Size</b>	Refer to section 1.20 of the Edig@s General Guidelines for information on the attribute structure.
<b>Applicability</b>	This information is mandatory.
<b>Dependence requirements</b>	None.

### 2.2.4.2 MEASUREMENT TYPE

ACTION	DESCRIPTION
<b>Definition of element</b>	The identification of the type of measurement that is being applied.
<b>Description</b>	The type of measurement that is used. The following are the codes recommended for use: ZGF   Nominated daily GCV ZGK   Realised GCV ZGV   GCV conversion
<b>Size</b>	The maximum length of this information is 3 alphanumeric characters.
<b>Applicability</b>	This information is mandatory.
<b>Dependence requirements</b>	None.

## 2.2.4.3 QUANTITY MEASURED

ACTION	DESCRIPTION
<b>Definition of element</b>	The quantity that is measured for the GCV.
<b>Description</b>	<p>This information defines the quantity that is used for the measurement of the GCV.</p> <p>A decimal point value may be used to express values that are inferior to the defined unit of measurement.</p> <p>The decimal mark that separates the digits forming the integral part of a number from those forming the fractional part. (ISO 6093) shall always be a period (".").</p> <p>All quantities are non-signed values.</p>
<b>Size</b>	<p>The maximum length of this information is 17 numeric characters (decimal mark and sign, if used, included). All leading zeros are to be suppressed.</p> <p>The number of decimal places identifying the fractional part of the quantity depends on local market rules.</p>
<b>Applicability</b>	This information is mandatory.
<b>Dependence requirements</b>	None.

## 2.2.4.4 QUANTITY MEASURE UNIT

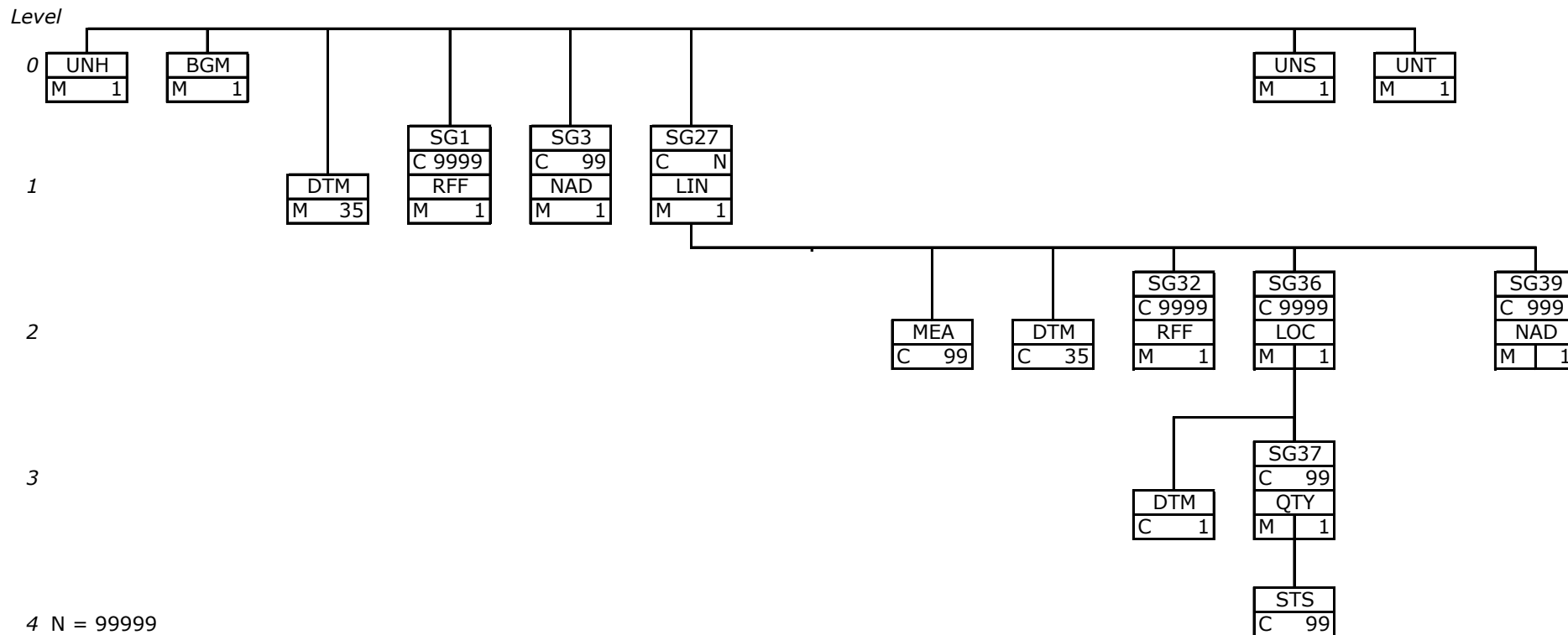
ACTION	DESCRIPTION
<b>Definition of element</b>	The unit of measure which is applied to the quantity measured
<b>Description</b>	<p>The unit of measurement used for to identify the measure unit of the quantity measured.</p> <p>The following are the codes recommended for use:</p> <p style="padding-left: 40px;">KW3 Kilowatt-hour per cubic meter</p>
<b>Size</b>	The maximum length of this information is 3 alphanumeric characters.
<b>Applicability</b>	This information is mandatory.
<b>Dependence requirements</b>	None.

### 3 EDIFACT IMPLEMENTATION OF ALOCAT

*Note: The Information Model Description in section 2 shall always take precedence if there is any contradictory information provided in this section.*

#### 3.1 Edig@s subset of the UN/EDIFACT ORDRSP D.08B Branching Diagram

The ALOCAT template is based on the EDIFACT ORDRSP message. This structure illustrates how the segments will be used in this template.



## 3.2 EDIFACT Template Description

This template is applicable when the ALOCAT message is used for the following purpose(s):

Message purpose	<b>BGM -1001 =</b>
<b>Provisional Allocation Report:</b>	95G
<b>Definitive allocation report</b>	96G

The segments are shown in abbreviated form. For a full description of the segments refer to the description as found in section V Segment Directory.

### HEADER SECTION

The content of UN/EDIFACT Interchange segments UNB/UNZ are defined in the general introduction. The basic principle for an [Edig@s](#) Interchange being that there shall be only one UN/EDIFACT Message per Interchange.

UNH – M		0010 - MESSAGE HEADER – To head, identify and specify a Message		
0062	M	an..14	MESSAGE REFERENCE NUMBER	Unique message reference assigned by the sender.
S009:0065	M	an..6	Message type	Code identifying a type of message and assigned by its controlling agency. <b>ALOCAT</b> (=Allocation message)
S009:0052	M	an..3	Message version number	Version number of a message type. <b>3</b> (=MIG Version)
S009:0054	M	an..3	Message release number	Release number within the current message type version number (0052). <b>0</b>
S009:0051	M	an..2	Controlling agency	Code to identify the agency controlling the specification, maintenance and publication of the message type. <b>EG</b> (=Edig@s)
S009:0057	M	an..6	Association assigned code	A code assigned by the association responsible for the design and maintenance of the message type concerned, which further identifies the message. <b>EGAS40</b> (=Edig@s subset identification)
0068	N	an..35	COMMON ACCESS REFERENCE	Reference serving as a key to relate all subsequent transfers of data to the same business case or file. <b>NOT USED</b>
S010:0070	N	n..2	Sequence of transfers	Number assigned by the sender indicating the numerical sequence of one or more transfers. <b>NOT USED</b>
S010:0073	N	a1	First and last transfer	Indication used for the first and last message in a sequence of the same type of message relating to the same topic. <b>NOT USED</b>
<b>Remarks</b>	<i>There is one mandatory occurrence of UNH per message.</i>			
<b>Example</b>	<b>UNH+1+ALOCAT:3:0:EG:EGAS40'</b>			

<b>BGM-M</b>		<b>BEGINNING OF MESSAGE – To indicate the type and function of a message and to transmit the identifying number.</b>		
C002:1001	M	An..3	Document name code	Code specifying the document name. <i>See restricted qualifier code list below</i>
C002:1131	N	An..3	Code list identification code	Code identifying a user or association maintained code list <b>NOT USED</b>
C002:3055	M	An..3	Code list responsible agency	Code identifying a user or association maintained code list. <b>321</b> (=Edig@s)
C002:1000	N	An..35	Document name	Name of a document. <b>NOT USED</b>
C106:1004	M	An..35	Document identifier	To identify a document. <i>See section 2.2.1.1</i>
C106:1056	N	An..9	Version identifier	To identify a version. <b>NOT USED</b>
C106:1060	N	An..6	Revision identifier	To identify a revision <b>NOT USED</b>
1225	M	An..3	MESSAGE FUNCTION CODE	Code indicating the function of the message. <b>9</b> (=Original)
4343	N	An..3	RESPONSE TYPE CODE	Code specifying the type of acknowledgment required or transmitted. <b>NOT USED</b>
<b>Remarks</b>	<i>There is one mandatory occurrence of BGM per message.</i>			
<b>Attention</b>	<i>The following structure for the message number in BGM-1004 is mandatory in the Edig@s messages: 6 character message code + a unique identification</i>			
<b>Example</b>	<b>BGM+95G::321+ALOCAT20090101A00001+9'</b>			

<b>Restricted qualifier code list for BGM-C002:1001</b>	
95G	Provisional Allocation report
96G	Definitive allocation report

<b>DTM - M</b>	
<b>Remarks</b>	<i>There are 3 mandatory occurrences of DTM at message header level in the Edig@s messages. For more details regarding the mandatory use of DTM at header level in the Edig@s messages see the Introduction to the Edig@s MIG.</i>

<b>DTM.1 - M</b>		<b>DATE/TIME/PERIOD - To specify date, and/or time, or period. It identifies the time definition</b>		
C507:2005	M	an..3	Date or time or period function code qualifier	Code qualifying the function of a date, time or period. <b>Z05</b> (=Time definition)
C507:2380	M	an..35	Date or time or period text	The value of a date, a date and time, a time or of a period in a specified representation. <b>0</b> (=UTC)
C507:2379	M	an..3	Date or time or period format code	Code specifying the representation of a date, time or period. <b>805</b> (=Hour)
<b>Remarks</b>	<i>All times indicated in this message must be expressed according to this same metrology. <b>Recommendation:</b> Edig@s strongly recommends using UTC as the standard time metrology. See also the Introduction to the Edig@s MIG.</i>			
<b>Example</b>	<b>DTM+Z05:0:805'</b>			

<b>DTM.2 - M</b>		<b>DATE/TIME/PERIOD - To specify date, and/or time, or period. It identifies the date and time of the message</b>		
C507:2005	M	an..3	Date or time or period function code qualifier	Code qualifying the function of a date, time or period. <b>137</b> (=Document/message date/time)
C507:2380	M	an..35	Date or time or period text	The value of a date, a date and time, a time or of a period in a specified representation. <i>Date/time in format as indicated in C507:2379</i>
C507:2379	M	an..3	Date or time or period format code	Code specifying the representation of a date, time or period. <b>203</b> (=CCYYMMDDHHMM)
<b>Remarks</b>				
<b>Example</b>	<b>DTM+137:200309051506:203'</b>			

DTM.3 – M	DATE/TIME/PERIOD - To specify date, and/or time, or period. It identifies the (validity) period covered by the message			
C507:2005	M	an..3	Date or time or period function code qualifier	Code qualifying the function of a date, time or period. <b>Z01</b> (=Period identification)
C507:2380	M	an..35	Date or time or period text	The value of a date, a date and time, a time or of a period in a specified representation. <i>Date/time in format as indicated in C507:2379</i>
C507:2379	M	an..3	Date or time or period format code	Code specifying the representation of a date, time or period. <b>719</b> (=CCYMMDDHHMMCCYMMDDHHMM)
<b>Remarks</b>				
<b>Example</b> DTM+Z01:200309090400200309160400:719'				

SG1 – M	RFF
<b>Remarks</b>	<p>The mandatory segment group 1 consists only of RFF. There will be only one occurrence of segment group 1 at header level to provide:</p> <ul style="list-style-type: none"> <li>➤ The contract group identification when the message relates to different contracts that belong to the same contract group. This contract group must be identified in the RFF segment at header level while the different contracts must be identified in the RFF segment at detail level.</li> <li>➤ The contract identification when only one contract is relevant for the whole message.</li> </ul>

RFF – M	REFERENCE – To specify a reference.			
This identifies the contract (group) relevant for this message				
C506:1153	M	an..3	Reference code qualifier	Code qualifying a reference. <i>See restricted qualifier code list below</i>
C506:1154	M	an..35	Reference identifier	Identifies a reference. <i>Mutually agreed contract identification</i>
C506:1156	N	an..6	Document line identifier	To identify a line of a document. <b>NOT USED</b>
C506:1056	N	an..9	Version identifier	To identify a version. <b>NOT USED</b>
C506:1060	N	an..6	Revision identifier	To identify a revision. <b>NOT USED</b>
<b>Remarks</b>				
<b>Example</b>	RFF+Z11:TRABCRR01'			

Restricted qualifier code list for RFF-C506:1153	
CT	Contract number
Z11	Contract group reference number

<b>SG3 – M</b>	<b>NAD</b>
<b>Remarks</b>	<i>Two NAD segments are mandatory, one to identify the issuer of the message and one to identify the recipient of the message</i>

<b>NAD – M</b>		<b>NAME AND ADDRESS – To specify the name/address and their related function, either by C082 only and/or unstructured by C058 or structured by C080 thru 3207.</b>			
		<b>This Identifies the issuer and recipient of the message</b>			
3035	M	an..3	PARTY FUNCTION CODE QUALIFIER	Code giving specific meaning to a party. <i>See restricted qualifier code list below</i>	
C082:3039	M	an..35	Party identifier	Code specifying the identity of a party.	
C082:1131	N	an..17	Code list identification code	Code identifying a user or association maintained code list. <b>NOT USED</b>	
C082:3055	M	an..3	Code list responsible agency code	Code specifying the agency responsible for a code list. <i>See restricted qualifier code list below</i>	
C058:3124	N	an..35	Name and address description	Free form description of a name and address line. <b>NOT USED</b>	
C058:3124	N	an..35	Name and address description	Free form description of a name and address line. <b>NOT USED</b>	
C058:3124	N	an..35	Name and address description	Free form description of a name and address line. <b>NOT USED</b>	
C058:3124	N	an..35	Name and address description	Free form description of a name and address line. <b>NOT USED</b>	
C058:3124	N	an..35	Name and address description	Free form description of a name and address line. <b>NOT USED</b>	
C080:3036	N	an..35	Party name	Name of a party. <b>NOT USED</b>	
C080:3036	N	an..35	Party name	Name of a party. <b>NOT USED</b>	
C080:3036	N	an..35	Party name	Name of a party. <b>NOT USED</b>	
C080:3036	N	an..35	Party name	Name of a party. <b>NOT USED</b>	
C080:3036	N	an..35	Party name	Name of a party. <b>NOT USED</b>	
C080:3045	N	an..3	Party name format code	Party name format code <b>NOT USED</b>	
C059:3042	N	an..35	Street and number or post office box identifier x	To identify a street and number and/or Post Office box number. <b>NOT USED</b>	
C059:3042	N	an..35	Street and number or post office box identifier x	To identify a street and number and/or Post Office box number. <b>NOT USED</b>	
C059:3042	N	an..35	Street and number or post office box identifier x	To identify a street and number and/or Post Office box number. <b>NOT USED</b>	
C059:3042	N	an..35	Street and number or post office box identifier x	To identify a street and number and/or Post Office box number. <b>NOT USED</b>	
3164	N	an..35	CITY NAME	Name of a city. <b>NOT USED</b>	
C819:3229	N	an..9	Country subdivision identifier	To identify a country subdivision, such as state, canton, county, prefecture. <b>NOT USED</b>	
C819:1131	N	an..17	Code list identification code	Code identifying a user or association maintained code list. Not used <b>NOT USED</b>	
C819:3055	N	an..3	Code list responsible agency code	Code specifying the agency responsible for a code list. <b>NOT USED</b>	
C819:3228	N	an..70	Country subdivision name	Name of a country subdivision, such as state, canton, county, prefecture. <b>NOT USED</b>	
3251	N	an..17	POSTAL IDENTIFICATION CODE	Code specifying the postal zone or address. <b>NOT USED</b>	
3207	N	an..3	COUNTRY IDENTIFIER	Identification of the name of the country or other geographical entity as defined in ISO 3166-1 and UN/ECE Recommendation 3. <b>NOT USED</b>	
<b>Remarks</b>					
<b>Example</b>	<b>NAD+ZSO+GREENGAS::321'</b>				

Restricted qualifier code list for NAD-3035 for issuers of a message	
ZSO	System Operator
ZSH	Shipper
ZAA	Allocation agent
ZSV	Exit grid operator
ZSW	Entry grid operator
ZSX	Balance area operator

Restricted qualifier code list for NAD-3035 for recipients of a message	
ZSO	System Operator
ZSH	Shipper
ZSY	Balance area responsible
ZSX	Balance area operator

Restricted qualifier code list for NAD-C082-3055	
321	Assigned by Edig@s
305	Assigned by ETSO (EIC)

**DETAIL SECTION**

SG27 – M	LIN- MEA-DTM-SG32-SG36-SG39
<b>Remarks</b>	<p>The mandatory segment group 27 (LIN-loop) must appear at least once in the message. It will be repeated as many times (up to a maximum of 200.000 per message) as is required to cover all requirements. The segment group consists of:</p> <ul style="list-style-type: none"> <li>➢ LIN to uniquely identify the line item – (mandatory)</li> <li>➢ MEA to provide message or line item related to a GCV conversion estimation – (conditional)</li> <li>➢ DTM to specify date, time or period information relevant for this information – (conditional)</li> <li>➢ SG32-[RFF] to provide a line item related to a contract reference – (conditional)</li> <li>➢ SG36-[LOC-DTM-SG37] to provide a line item related to a connection point and quantity date/time/period and status information relevant for that connection point – (mandatory)</li> <li>➢ SG39-[NAD] to provide line item related to a party identification – (conditional)</li> </ul>

SG27.1 -C	LIN-MEA-DTM
<b>Remarks</b>	<p>A conditional set of occurrences of segment group 27 is meant to transmit the GCV conversion estimation that is valid for the connection point associated with it.</p> <p>Segment (groups) that included in this occurrence are:</p> <ul style="list-style-type: none"> <li>➢ LIN to uniquely identify the line item – (mandatory)</li> <li>➢ MEA to provide message or line item related to a GCV conversion value. – (mandatory)</li> <li>➢ DTM to specify date, time or period information relevant for this information – (mandatory)</li> </ul> <p>If this is not needed for the correct interpretation of the connection point information, this occurrence of segment group 27 should be omitted.</p>

LIN – M	LINE ITEM – To identify a line item and configuration.			
Starts each subline occurrence within an existing LIN-Loop				
1082	M	n..6	LINE ITEM IDENTIFIER	To identify a line item. <i>Sequential number</i>
1229	N	An..3	ACTION CODE	Code specifying the action to be taken or already taken. <b>NOT USED</b>
C212:7140	N	An..35	Item identifier	To identify an item. <b>NOT USED</b>
C212:7143	N	An..3	Item type identification code	Coded identification of an item type. <b>NOT USED</b>
C212:1131	N	An..17	Code list identification code	Code identifying a user or association maintained code list. Not used <b>NOT USED</b>
C212:3055	N	An..3	Code list responsible agency code	Code specifying the agency responsible for a code list. <b>NOT USED</b>
C289:5495	M	An..3	Sub-line indicator code	Code indicating a sub-line item.
C289:1082	N	An..6	Line item identifier	To identify a line item. <b>NOT USED</b>
1222	N	n..2	CONFIGURATION LEVEL NUMBER	To specify a level within a configuration. <b>NOT USED</b>
7083	N	An..3	CONFIGURATION OPERATION CODE	Code specifying the configuration operation. <b>NOT USED</b>
<b>Remarks</b>	<p>LIN-1082 is an identification that identifies the connection point that is associated with the conversion information</p> <p>LIN-C289-5495 contains a subline number, beginning with 1 to associate the conversion number with the connection point</p>			
<b>Example</b>	LIN+1+++1'			

MEA-M		MEASUREMENTS – To specify physical measurements, including dimension tolerances, weights and counts. Provides GCV conversion values.		
6311	M	An..3	MEASUREMENT PURPOSE CODE QUALIFIER	Code qualifying the purpose of the measurement. <b>SV</b> (=Specification value)
C502:6313	M	An..3	Measured attribute code	Code specifying the attribute measured. <i>See restricted code list below</i>
C502:6321	N	An..3	Measurement significance code	Code specifying the significance of a measurement. <b>NOT USED</b>
C502:6155	N	An..17	Non-discrete measurement name code	Code specifying the name of a non-discrete measurement. <b>NOT USED</b>
C502:6154	N	An..70	Non-discrete measurement name	Name of a non-discrete measurement. <b>NOT USED</b>
C174:6411	M	an..8	Measurement unit code	Code specifying the unit of measurement. <b>KW3</b> = (Kilowatt hour per cubic meter (kWh/m <sup>3</sup> ))
C174:6314	M	an..18	Measure	To specify the value of a measurement. <i>GCV value</i>
C714:6162	N	n..18	Range minimum quantity	To specify the minimum value of a range. <b>NOT USED</b>
C714:6152	N	n..18	Range maximum quantity	To specify the maximum value of a range. <b>NOT USED</b>
C714:6432	N	n..2	Significant digits quantity	Count of the number of significant digits. <b>NOT USED</b>
7383	N	An..3	SURFACE OR LAYER CODE	Code specifying the surface or layer of an object. <b>NOT USED</b>
<b>Remarks</b>	<i>MEA is used if there is a need to transmit the GCV conversion value for a connection point. Only one occurrence of MEA per LIN:subline is possible.</i>			
<b>Example</b>	<b>MEA+SV+ZGK+KW3:11,82'</b>			

## Restricted code list for MEA-C502:6313

ZGK	Realised GCV
ZGF	Nominated GCV
ZGV	GCV conversion

DTM-M		DATE/TIME/PERIOD - To specify date, and/or time, or period. Identifies the date/time/period for the preceding value		
C507:2005	M	An..3	Date or time or period function code qualifier	Code qualifying the function of a date, time or period. <b>7</b> (=Effective date/time)
C507:2380	M	An..35	Date or time or period text	The value of a date, a date and time, a time or of a period in a specified representation. <i>Period in format as indicated in C507:2379</i>
C507:2379	M	An..3	Date or time or period format code	Code specifying the representation of a date, time or period. <b>719</b> (=CCYYMMDDHHMMCCYYMMDDHHMM)
<b>Remarks</b>				
<b>Example</b>	<b>DTM+7:200309090400200309160400:719'</b>			

<b>SG27.2 – M</b>	<b>LIN- SG32-SG36-SG39</b>
<b>Remarks</b>	<p>At least one occurrence of segment group 27 is mandatory and provides the quantities and related information.</p> <p>Segment (groups) that are typically included in this occurrence are:</p> <ul style="list-style-type: none"> <li>➢ LIN to uniquely identify the line item and the nature of the Time Series – (mandatory)</li> <li>➢ SG32-[RFF] to provide a line item related contract reference – (conditional)</li> <li>➢ SG36-[LOC-DTM-SG37] to provide a line item related connection point date/time/period and quantity/status information relevant for that connection point – (mandatory)</li> <li>➢ SG39-[NAD] to provide line item related party identification – (conditional)</li> </ul>

<b>LIN – M</b>	<b>LINE ITEM – To identify a line item and configuration.</b>			
	<b>Starts each new occurrence of the LIN-Loop</b>			
1082	M	n..6	LINE ITEM IDENTIFIER	To identify a line item. <i>Sequential number</i>
1229	N	an..3	ACTION CODE	Code specifying the action to be taken or already taken. <b>NOT USED</b>
C212:7140	N	an..35	Item identifier	To identify an item. <b>NOT USED</b>
C212:7143	M	an..3	Item type identification code	Coded identification of an item type. Identifying the nature of the time series <i>See restricted qualifier code list below</i>
C212:1131	N	an..17	Code list identification code	Code identifying a user or association maintained code list. Not used <b>NOT USED</b>
C212:3055	M	an..3	Code list responsible agency code	Code specifying the agency responsible for a code list. <b>321</b> (=Edig@s)
C289:5495	N	an..3	Sub-line indicator code	Code indicating a sub-line item. <b>NOT USED</b>
C289:1082	N	an..6	Line item identifier	To identify a line item. <b>NOT USED</b>
1222	N	n..2	CONFIGURATION LEVEL NUMBER	To specify a level within a configuration. <b>NOT USED</b>
7083	N	an..3	CONFIGURATION OPERATION CODE	Code specifying the configuration operation. <b>NOT USED</b>
<b>Remarks</b>	<p>LIN-1082 is an identification, assigned by the originator of the message, allowing to unambiguously identify each new occurrence of LIN in the message.</p> <p><b>Recommendation:</b> unless special requirements impose a different approach Edig@s recommends the use of a simple numerical sequence starting with '1' and incremented with 1 for each new occurrence of the LIN-segment.</p>			
<b>Example</b>	<b>LIN+2++:Z01::321'</b>			

Restricted qualifier code list for LIN-C212:7143	
Z01	Allocated
Z02	Nominated
Z03	Measured
Z04	Confirmed
Z05	Forecast
Z06	Servitude

<b>SG32 – C</b>	<b>RFF</b>
<b>Remarks</b>	<p>The conditional segment group 32 consists only of RFF.</p> <p>The segment group is used when RFF at header level refers to a contract group identification (RFF-C506:1153 = Z11)</p> <p>The segment group contains the reference to the contract relevant for this segment group 27. Separate occurrences of segment group 27 are required for each different contract reference.</p> <p>There will be only one segment group 32 per segment group 27.</p>

<b>RFF – M</b>	<b>REFERENCE – To specify a reference.</b>			
	<b>– Identifies a contract</b>			
C506:1153	M	an..3	Reference code qualifier	Code qualifying a reference. <b>CT</b> (=Contract number)
C506:1154	M	an..35	Reference identifier	Identifies a reference. <i>Mutually agreed contract identification</i>
C506:1156	N	an..6	Document line identifier	To identify a line of a document. <b>NOT USED</b>
C506:1056	N	an..9	Version identifier	To identify a version. <b>NOT USED</b>
C506:1060	N	an..6	Revision identifier	To identify a revision. <b>NOT USED</b>
<b>Remarks</b>				

<b>Example</b>	<b>RFF+CT:TRABCRR01NN'</b>
----------------	----------------------------

<b>SG36 - M</b>	<b>LOC-DTM -SG37</b>
<b>Remarks</b>	<p>The mandatory segment group 36 will be repeated as many times as required to cover the whole period with a maximum of 9999 occurrences per LIN-loop. The segment group consists of:</p> <ul style="list-style-type: none"> <li>➤ LOC to identify a connection point that is relevant for this line item – (mandatory)</li> <li>➤ DTM to specify relevant date/time/period information – (mandatory)</li> <li>➤ SG37 to provide the quantity and status information relevant for this connection point – (mandatory)</li> </ul>

<b>LOC-M</b>	<b>LOCATION - To identify a place or a location and/or related locations.</b>			
	<b>Identifies the Connection point relevant for the quantities in this LIN-loop</b>			
3227	M	an..3	LOCATION FUNCTION CODE QUALIFIER	Code identifying the function of a location. <b>Z19 (= connection point)</b>
C517:3225	M	an..35	Location identification	To identify a location. Use relevant code from one of the restricted code lists below
C517:1131	N	an..17	Code list identification code	Code identifying a user or association maintained code list. <b>NOT USED</b>
C517:3055	M	an..3	Code list responsible agency code	Code specifying the agency responsible for a code list. See restricted code list below
C517:3224	N	an..256	Location name	Name of the location. <b>NOT USED</b>
C519:3223	N	an..35	First related location identifier	To identify a first related location. <b>NOT USED</b>
C519:1131	N	an..17	Code list identification code	Code identifying a user or association maintained code list. Not used <b>NOT USED</b>
C519:3055	N	an..3	Code list responsible agency code	Code specifying the agency responsible for a code list. <b>NOT USED</b>
C519:3222	N	an..70	First related location name	Name of first related location. <b>NOT USED</b>
C553:3233	N	an..35	Second related location identifier	To identify a second related location. <b>NOT USED</b>
C553:1131	N	an..17	Code list identification code	Code identifying a user or association maintained code list. Not used <b>NOT USED</b>
C553:3055	N	an..3	Code list responsible agency code	Code specifying the agency responsible for a code list. <b>NOT USED</b>
C553:3232	N	an..70	Second related location name	Name of the second related location. <b>NOT USED</b>
5479	N	an..3	RELATION CODE	Code specifying a relation. <b>NOT USED</b>
<b>Remarks</b>				
<b>Example</b>	<b>LOC+Z19+DEESS::321'</b>			

**Restricted code list for LOC-C517:3055**

9	GS1
305	Assigned by ETSO (EIC)
321	Assigned by Edig@s
ZSO	Assigned by System Operator

<b>DTM-M</b>	<b>DATE/TIME/PERIOD - To specify date, and/or time, or period.</b>			
	<b>Identifies the date/time/period for the following quantity</b>			
C507:2005	M	an..3	Date or time or period function code qualifier	Code qualifying the function of a date, time or period. <b>2 (=Delivery date/time requested)</b>
C507:2380	M	an..35	Date or time or period text	The value of a date, a date and time, a time or of a period in a specified representation. Period in format as indicated in C507:2379
C507:2379	M	an..3	Date or time or period format code	Code specifying the representation of a date, time or period. <b>719 (=CCYYMMDDHHMMCCYYMMDDHHMM)</b>
<b>Remarks</b>	DTM can be repeated only 1 time per LOC in segment group 36.			
<b>Example</b>	<b>DTM+2:200309150400200309160400:719'</b>			

SG37 – M	QTY-ST5
<b>Remarks</b>	<p>The mandatory segment group 37 may be repeated up to 99 times as required to cover the requirements for indicating the quantities and their status information per connection point. The segment group consists of:</p> <ul style="list-style-type: none"> <li>➤ QTY to provide the quantity for a given connection point. There is at least one quantity per connection point – (mandatory)</li> <li>➤ STS to provide any status information for the quantity in question – (conditional)</li> </ul>

QTY -M	QUANTITY – To specify a pertinent quantity.			
C186:6063	M	an..3	Quantity type code qualifier	Code qualifying the type of quantity. <i>See restricted qualifier code list below</i>
C186:6060	M	an..35	Quantity	Alphanumeric representation of a quantity. <i>Actual quantity</i>
C186:6411	M	an..8	Measurement unit code	Code specifying the unit of measurement. <i>See recommended qualifier code list below</i>
<b>Remarks</b>	There is only one QTY per LOC in segment group 36.			
<b>Example</b>	QTY+Z03:6782:KW1'			

Restricted qualifier code list for QTY-C186:6063	
Z02	Input quantity
Z03	Output quantity
ZPB	Total input quantity
ZPC	Total output quantity

Recommended qualifier code list for QTY-C186:6411	
KW1	Kilowatt-hour per hour (kWh/h)
KW2	Kilowatt-hour per day (kWh/d)
HM1	Million cubic meters per hour
HM2	Million cubic meters per day
TQH	Thousand cubic meters per hour
TQD	Thousand cubic meters per day
MQ6	Normal cubic meters per hour
MQ7	Normal cubic meters per day

STS-C		Status – To specify the status of an object or service, including its category and the reason(s) for the status.		
This identifies the Allocation scheme and the allocation status				
C601:9015	M	an..3	Status category code	Code specifying the category of a status. <i>See restricted qualifier code list below</i>
C601:1131	N	an..17	Code list identification code	Code identifying a user or association maintained code list. <b>NOT USED</b>
C601:3055	M	an..3	Code list responsible agency code	Code specifying the agency responsible for a code list. <b>321 (=Edig@s)</b>
C555:4405	N	an..3	Status description code	Code specifying a status. <b>NOT USED</b>
C555:1131	N	an..17	Code list identification code	Code identifying a user or association maintained code list. <b>NOT USED</b>
C555:3055	N	an..3	Code list responsible agency code	Code specifying the agency responsible for a code list. <b>NOT USED</b>
C555:4404	N	an..35	Status description	Free form description of a status. <b>NOT USED</b>
C556:9013	N	an..3	Status reason description code	Code specifying the reason for a status. <b>NOT USED</b>
C556:1131	N	an..17	Code list identification code	Code identifying a user or association maintained code list. <b>NOT USED</b>
C556:3055	N	an..3	Code list responsible agency code	Code specifying the agency responsible for a code list. <b>NOT USED</b>
C556:9012	N	an..256	Status reason description	Free form description of the status reason. <b>NOT USED</b>
C556:9013	N	an..3	Status reason description code	Code specifying the reason for a status. <b>NOT USED</b>
C556:1131	N	an..17	Code list identification code	Code identifying a user or association maintained code list. <b>NOT USED</b>
C556:3055	N	an..3	Code list responsible agency code	Code specifying the agency responsible for a code list. <b>NOT USED</b>
C556:9012	N	an..256	Status reason description	Free form description of the status reason. <b>NOT USED</b>
C556:9013	N	an..3	Status reason description code	Code specifying the reason for a status. <b>NOT USED</b>
C556:1131	N	an..17	Code list identification code	Code identifying a user or association maintained code list. <b>NOT USED</b>
C556:3055	N	an..3	Code list responsible agency code	Code specifying the agency responsible for a code list. <b>NOT USED</b>
C556:9012	N	an..256	Status reason description	Free form description of the status reason. <b>NOT USED</b>
C556:9013	N	an..3	Status reason description code	Code specifying the reason for a status. <b>NOT USED</b>
C556:1131	N	an..17	Code list identification code	Code identifying a user or association maintained code list. <b>NOT USED</b>
C556:3055	N	an..3	Code list responsible agency code	Code specifying the agency responsible for a code list. <b>NOT USED</b>
C556:9012	N	an..256	Status reason description	Free form description of the status reason. <b>NOT USED</b>
C556:9013	N	an..3	Status reason description code	Code specifying the reason for a status. <b>NOT USED</b>
C556:1131	N	an..17	Code list identification code	Code identifying a user or association maintained code list. <b>NOT USED</b>
C556:3055	N	an..3	Code list responsible agency code	Code specifying the agency responsible for a code list. <b>NOT USED</b>
C556:9012	N	an..256	Status reason description	Free form description of the status reason. <b>NOT USED</b>
<b>Remarks</b>				
<b>Example</b> STS+06G::321'				

Restricted qualifier code list for STS-C601:9015	
04G	Pro-rata
05G	SBA Shipper balancing agreement
06G	OBA Operational balancing agreement
07G	Calculated
09G	SLP Synthetic load profile
10G	Deemed
11G	Capacity percentage
12G	Band
13G	Rank
14G	Metered

<b>SG39 – C</b>	<b>NAD</b>
<b>Remarks</b>	<i>The conditional segment group 39 consists only of NAD. It is used to identify the internal and external shippers.</i>

<b>NAD-M</b>		<b>NAME AND ADDRESS – To specify the name/address and their related function, either by C082 only and/or unstructured by C058 or structured by C080 thru 3207.</b>		
<b>Identifies a party specifically related to this Lin-loop</b>				
3035	M	an..3	PARTY FUNCTION CODE QUALIFIER	Code giving specific meaning to a party. <i>See restricted qualifier code list below</i>
C082:3039	M	an..35	Party identifier	Code specifying the identity of a party. <i>Mutually agreed identification of the Shipper</i>
C082:1131	N	an..17	Code list identification code	Code identifying a user or association maintained code list. <b>NOT USED</b>
C082:3055	M	an..3	Code list responsible agency code	Code specifying the agency responsible for a code list. <i>See restricted code list below</i>
C058:3124	N	an..35	Name and address description	Free form description of a name and address line. <b>NOT USED</b>
C058:3124	N	an..35	Name and address description	Free form description of a name and address line. <b>NOT USED</b>
C058:3124	N	an..35	Name and address description	Free form description of a name and address line. <b>NOT USED</b>
C058:3124	N	an..35	Name and address description	Free form description of a name and address line. <b>NOT USED</b>
C058:3124	N	an..35	Name and address description	Free form description of a name and address line. <b>NOT USED</b>
C080:3036	N	an..35	Party name	Name of a party. <b>NOT USED</b>
C080:3036	N	an..35	Party name	Name of a party. <b>NOT USED</b>
C080:3036	N	an..35	Party name	Name of a party. <b>NOT USED</b>
C080:3036	N	an..35	Party name	Name of a party. <b>NOT USED</b>
C080:3036	N	an..35	Party name	Name of a party. <b>NOT USED</b>
C080:3045	N	an..3	Party name format code	Party name format code <b>NOT USED</b>
C059:3042	N	an..35	Street and number or post office box identifier x	To identify a street and number and/or Post Office box number. <b>NOT USED</b>
C059:3042	N	an..35	Street and number or post office box identifier x	To identify a street and number and/or Post Office box number. <b>NOT USED</b>
C059:3042	N	an..35	Street and number or post office box identifier x	To identify a street and number and/or Post Office box number. <b>NOT USED</b>
C059:3042	N	an..35	Street and number or post office box identifier x	To identify a street and number and/or Post Office box number. <b>NOT USED</b>
3164	N	an..35	CITY NAME	Name of a city. <b>NOT USED</b>
C819:3229	N	an..9	Country subdivision identifier	To identify a country subdivision, such as state, canton, county, prefecture. <b>NOT USED</b>
C819:1131	N	an..17	Code list identification code	Code identifying a user or association maintained code list. Not used <b>NOT USED</b>
C819:3055	N	an..3	Code list responsible agency code	Code specifying the agency responsible for a code list. <b>NOT USED</b>
C819:3228	N	an..70	Country subdivision name	Name of a country subdivision, such as state, canton, county, prefecture. <b>NOT USED</b>
3251	N	an..17	POSTAL IDENTIFICATION CODE	Code specifying the postal zone or address. <b>NOT USED</b>
3207	N	an..3	COUNTRY IDENTIFIER	Identification of the name of the country or other geographical entity as defined in ISO 3166-1 and UN/ECE Recommendation 3. <b>NOT USED</b>
<b>Remarks</b>				
<b>Example</b>	<b>NAD+ZSH+SHIPPER02::ZSO'</b>			

Restricted qualifier code list for NAD-3035	
ZES	External Shipper account
ZSH	Internal Shipper account

Restricted code list for NAD-C082:3055	
9	GS1
ZSO	Assigned by System Operator
305	Assigned by EIC Issuing Office
321	Assigned by Edig@s

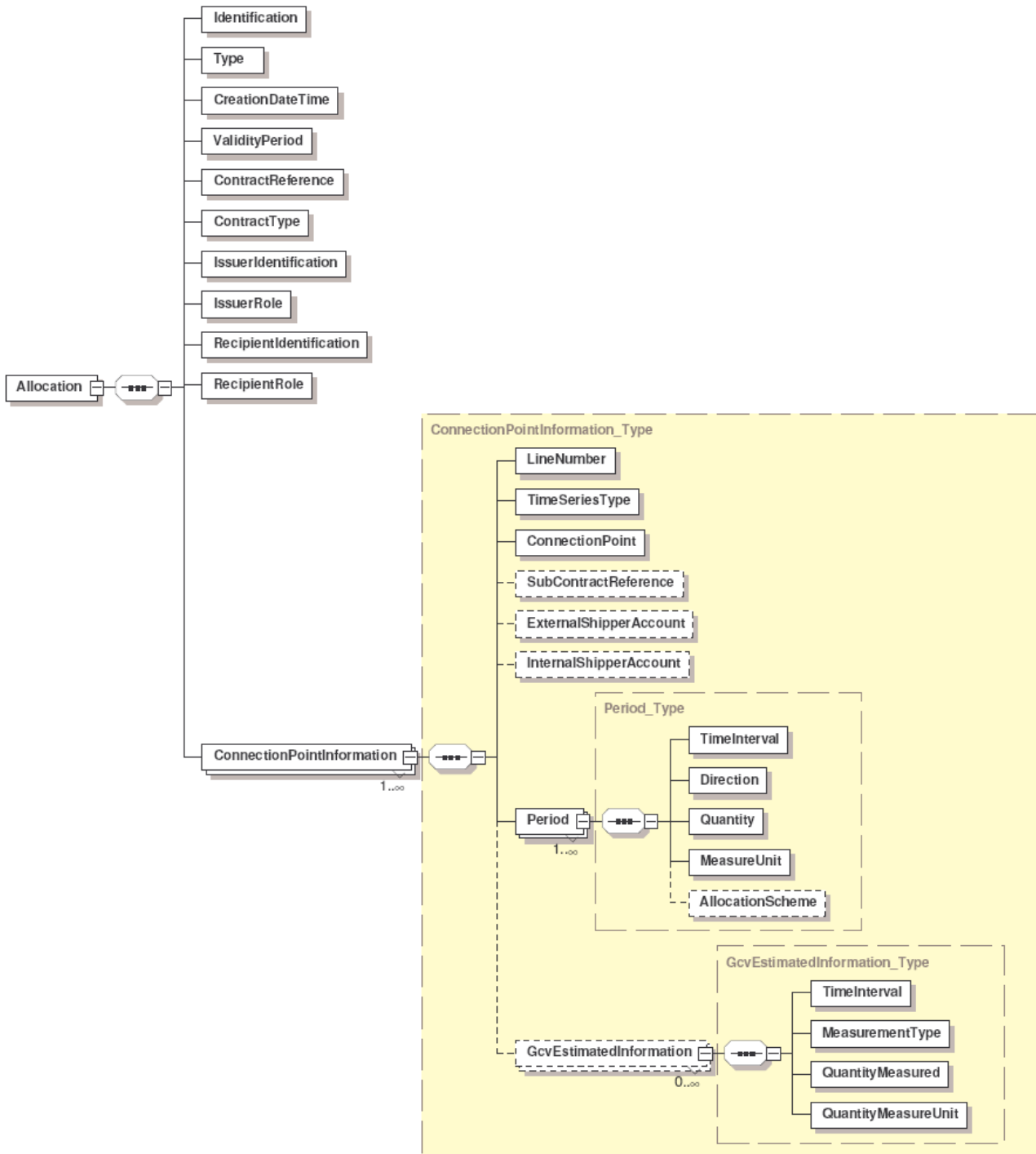
<b>UNS - M</b>		<b>SECTION CONTROL - To separate header, detail and summary sections of a message. Separates the Detail and the Summary sections</b>		
0081	M	a1	Section identification	Separates sections in a message. <b>S</b> (=Detail/Summary section separation)
<b>Remarks</b>	<i>There is one mandatory occurrence of UNS at the end of the header or detail section in the message. There is one mandatory occurrence of UNS at the end of the detail section in the message. The following segments can only contain summary information and may not carry new information</i>			
<b>Example</b>	<b>UNS+S'</b>			

**SUMMARY SECTION**

<b>UNT - M</b>		<b>MESSAGE TRAILER - To end and check the completeness of a Message</b>		
0074	M	n..6	NUMBER OF SEGMENTS IN THE MESSAGE	Control count of number of segments in a message. <i>Total number of segments in message (including UNH &amp; UNT)</i>
0062	M	an..14	MESSAGE REFERENCE NUMBER	Unique message reference assigned by the sender. <i>Must be identical to UNH-0062</i>
<b>Remarks</b>	<i>There is one mandatory occurrence of UNT at the end of the message.</i>			
<b>Example</b>	<b>UNT+175+1'</b>			

## 4 XML IMPLEMENTATION OF ALOCAT

### 4.1 XML STRUCTURE



## 4.2 XML SCHEMA

### 4.2.1 Introduction

All electronic documents using this Implementation guide Specification shall complete the document Version and Release attributes as follows:

- Version: "EGAS40". This corresponds to the Edig@s package identification.
- Release: "3". This corresponds to the Message Implementation Guide Version number.

### 4.2.2 Schema

```
<?xml version="1.0" encoding="UTF-8"?>
<xsd:schema xmlns:ecc="core-cmpts.xsd" xmlns:xsd="http://www.w3.org/2001/XMLSchema" elementFormDefault="qualified"
attributeFormDefault="unqualified" ecc:VersionRelease="1.0">
  <xsd:import namespace="core-cmpts.xsd" schemaLocation="..\\cclib\\core-cmpts.xsd"/>
  <!--
```

EDIGAS Document Automatically generated from a UML class diagram using XML.  
Generation tool version 1.7

```
-->
  <xsd:element name="Allocation">
    <xsd:complexType>
      <xsd:annotation>
        <xsd:documentation/>
      </xsd:annotation>
      <xsd:sequence>
        <xsd:element name="Identification" type="ecc:IdentificationType">
          <xsd:annotation>
            <xsd:documentation/>
          </xsd:annotation>
        </xsd:element>
        <xsd:element name="Type" type="ecc:MessageType">
          <xsd:annotation>
            <xsd:documentation/>
          </xsd:annotation>
        </xsd:element>
        <xsd:element name="CreationDateTime" type="ecc:MessageDateTimeType">
          <xsd:annotation>
            <xsd:documentation/>
          </xsd:annotation>
        </xsd:element>
        <xsd:element name="ValidityPeriod" type="ecc:TimeIntervalType">
          <xsd:annotation>
            <xsd:documentation/>
          </xsd:annotation>
        </xsd:element>
        <xsd:element name="ContractReference" type="ecc:IdentificationType">
          <xsd:annotation>
            <xsd:documentation/>
          </xsd:annotation>
        </xsd:element>
        <xsd:element name="ContractType" type="ecc:ReferenceType">
          <xsd:annotation>
            <xsd:documentation/>
          </xsd:annotation>
        </xsd:element>
        <xsd:element name="IssuerIdentification" type="ecc:PartyType">
          <xsd:annotation>
            <xsd:documentation/>
          </xsd:annotation>
        </xsd:element>
        <xsd:element name="IssuerRole" type="ecc:RoleType">
          <xsd:annotation>
            <xsd:documentation/>
          </xsd:annotation>
        </xsd:element>
        <xsd:element name="RecipientIdentification" type="ecc:PartyType">
          <xsd:annotation>
            <xsd:documentation/>
          </xsd:annotation>
        </xsd:element>
        <xsd:element name="RecipientRole" type="ecc:RoleType">
          <xsd:annotation>
            <xsd:documentation/>
          </xsd:annotation>
        </xsd:element>
      </xsd:sequence>
    </xsd:complexType>
  </xsd:element>

```

```

        <xsd:element name="ConnectionPointInformation" type="ConnectionPointInformation_Type"
maxOccurs="unbounded"/>
    </xsd:sequence>
    <xsd:attribute name="Version" type="xsd:string" use="required"/>
    <xsd:attribute name="Release" type="xsd:string" use="required"/>
</xsd:complexType>
</xsd:element>
<xsd:complexType name="ConnectionPointInformation_Type">
    <xsd:annotation>
        <xsd:documentation/>
    </xsd:annotation>
    <xsd:sequence>
        <xsd:element name="LineNumber" type="ecc:PositionType">
            <xsd:annotation>
                <xsd:documentation/>
            </xsd:annotation>
        </xsd:element>
        <xsd:element name="TimeSeriesType" type="ecc:ItemTypeType">
            <xsd:annotation>
                <xsd:documentation/>
            </xsd:annotation>
        </xsd:element>
        <xsd:element name="ConnectionPoint" type="ecc:MeasurementPointType">
            <xsd:annotation>
                <xsd:documentation/>
            </xsd:annotation>
        </xsd:element>
        <xsd:element name="SubContractReference" type="ecc:IdentificationType" minOccurs="0">
            <xsd:annotation>
                <xsd:documentation/>
            </xsd:annotation>
        </xsd:element>
        <xsd:element name="ExternalShipperAccount" type="ecc:PartyType" minOccurs="0">
            <xsd:annotation>
                <xsd:documentation/>
            </xsd:annotation>
        </xsd:element>
        <xsd:element name="InternalShipperAccount" type="ecc:PartyType" minOccurs="0">
            <xsd:annotation>
                <xsd:documentation/>
            </xsd:annotation>
        </xsd:element>
        <xsd:element name="Period" type="Period_Type" maxOccurs="unbounded"/>
        <xsd:element name="GcvEstimatedInformation" type="GcvEstimatedInformation_Type" minOccurs="0"
maxOccurs="unbounded"/>
    </xsd:sequence>
</xsd:complexType>
<xsd:complexType name="Period_Type">
    <xsd:annotation>
        <xsd:documentation/>
    </xsd:annotation>
    <xsd:sequence>
        <xsd:element name="TimeInterval" type="ecc:TimeIntervalType">
            <xsd:annotation>
                <xsd:documentation/>
            </xsd:annotation>
        </xsd:element>
        <xsd:element name="Direction" type="ecc:QuantityTypeType">
            <xsd:annotation>
                <xsd:documentation/>
            </xsd:annotation>
        </xsd:element>
        <xsd:element name="Quantity" type="ecc:QuantityType">
            <xsd:annotation>
                <xsd:documentation/>
            </xsd:annotation>
        </xsd:element>
        <xsd:element name="MeasureUnit" type="ecc:UnitOfMeasureType">
            <xsd:annotation>
                <xsd:documentation/>
            </xsd:annotation>
        </xsd:element>
        <xsd:element name="AllocationScheme" type="ecc:StatusCategoryType" minOccurs="0">
            <xsd:annotation>
                <xsd:documentation/>
            </xsd:annotation>
        </xsd:element>
    </xsd:sequence>
</xsd:complexType>

```

```
</xsd:complexType>
<xsd:complexType name="GcvEstimatedInformation_Type">
  <xsd:annotation>
    <xsd:documentation/>
  </xsd:annotation>
  <xsd:sequence>
    <xsd:element name="TimeInterval" type="ecc:TimeIntervalType">
      <xsd:annotation>
        <xsd:documentation/>
      </xsd:annotation>
    </xsd:element>
    <xsd:element name="MeasurementType" type="ecc:MeasureDimensionType">
      <xsd:annotation>
        <xsd:documentation/>
      </xsd:annotation>
    </xsd:element>
    <xsd:element name="QuantityMeasured" type="ecc:QuantityType">
      <xsd:annotation>
        <xsd:documentation/>
      </xsd:annotation>
    </xsd:element>
    <xsd:element name="QuantityMeasureUnit" type="ecc:UnitOfMeasureType">
      <xsd:annotation>
        <xsd:documentation/>
      </xsd:annotation>
    </xsd:element>
  </xsd:sequence>
</xsd:complexType>
</xsd:schema>
```

---

## 5 DOCUMENT CHANGE LOG

Package	Version	Date	Description
4.0	1	2007-12-31	Version 4 issued
4.0	2	2009-04-27	Correction UNH, representation of 4405, 3225, 6411 and 6314
4.0	3	2010-01-28	Correction of the attribute type of the MeasurementType in the GCV class
4.0	4	2010-10-28	Addition of the code Z06 in the time series type